



waapa
Edith Cowan University



PERFORMANCE AUDITION GUIDE 2024 COMMENCEMENT

Application, Audition and Admission Requirements

- **Aboriginal Performance**
- **Acting**
- **Music Theatre**
- **Performing Arts (Performance Making)**
- **Screen Performance**

For Dance, please see separate Dance guide

WELCOME

EDITH COWAN UNIVERSITY
ACKNOWLEDGES AND RESPECTS THE
NOONGAR PEOPLE, WHO ARE THE
TRADITIONAL CUSTODIANS OF THE
LAND UPON WHICH ITS CAMPUSES
STAND AND ITS PROGRAMS OPERATE.
IN PARTICULAR ECU PAYS ITS RESPECTS
TO THE NOONGAR ELDERS, PAST
AND PRESENT, AND EMBRACES THEIR
CULTURE, WISDOM AND KNOWLEDGE.



CONTENTS

OVERVIEW	3
APPLICATION & AUDITION DATES	3
APPLICATION PROCESS	4
ABORIGINAL PERFORMANCE	6
ACTING	7
MUSIC THEATRE	10
PERFORMING ARTS	13
PERFORMING ARTS HONOURS	16
DIPLOMA OF SCREEN PERFORMANCE	18
APPENDIX 1	20



OVERVIEW

This booklet provides detailed information about the audition or interview process involved for each course or discipline at WAAPA.

Candidates can click on the links in the Contents page to visit information about their chosen course. Candidates can apply for more than one course.

WAAPA encourages applications from First Nations people, people of colour, and people from culturally & linguistically diverse backgrounds. Please refer to ECU's commitment to [Equity, Diversity and Inclusion](#) and [WAAPA's Anti-Racism statement](#) for more information.

WAAPA and ECU welcome gender diversity and are committed to creating a safe and inclusive training environment for all, including LGBTIQ+ people.

ECU is committed to ensuring that students, staff and community members with a disability and/or health condition have equal opportunities to access, engage and participate in all levels of our university.

APPLICATION & AUDITION DATES

Bachelor of Arts (Acting) and Diploma of Acting

Application Deadline – 29 September 2023

Video Audition Submission Deadline – 13 October 2023

Location	Recall Audition Dates
Perth	1 December 2023
Brisbane	25 November 2023
Sydney	23 November 2023
Melbourne	21 November 2023
Online	16 November 2023

Diploma of Screen Performance

Application Deadline – 27 November 2023

Video Audition Submission Deadline – 11 December 2023

Certificate IV of Aboriginal Performance

Application Deadline – 27 November 2023

Location	Recall Audition Dates
All	To be confirmed on a case-by-case basis

Bachelor of Arts (Music Theatre) and Diploma of Musical Theatre

Application Deadline – 1 September 2023

Video Audition Submission Deadline – 16 September 2023

Location	Recall Audition Dates
Perth	14–15 November 2023
Brisbane	25 November 2023
Sydney	23 November 2023
Melbourne	21 November 2023
Online	16 November 2023

Bachelor of Performing Arts (Performance Making)

Application Deadline – 29 September 2023

Video Audition Submission Deadline – 3 November 2023

Location	Recall Audition Dates
Perth	4 December 2023
Brisbane	25 November 2023
Sydney	2 December 2023
Melbourne	2 December 2023
Adelaide	2 December 2023
Online	4 December 2023

Bachelor of Performing Arts (Honours)

Application Deadline – 27 November 2023

Dance/LINK Dance Company – 1 September 2023

Video Audition Submission Deadline – 4 December 2023

Please see Dance handbook for deadlines and auditions

Location	Recall Audition Dates
Online	11–14 December 2023

NOTE:

Refer to WAAPA website and handbook for further Audition information.

APPLICATION PROCESS

All applicants should be familiar with the process outlined here. Further details, relevant to each course, are provided in the sections below. Follow the links in the **Contents** page to the course(s) you want to apply for.

Apply online through [ECU's Application Portal](#) by the closing date and pay the application fee.

Candidates who are Year 12 ATAR students in Western Australia **do not need to apply to TISC**, instead apply direct to WAAPA through ECU's applicant portal.

CHECK GUIDELINES

For the program(s) you are applying for visit waapa.ecu.edu.au
Click on Our Courses, select each program you are interested in and check admission requirements.

If you are concerned that you will not meet ECU's entry requirements contact the following for details on alternative pathways: Domestic student enquiries [Future Students](#) and International student enquiries [International Students](#).

Please note: You can apply for more than one course.

APPLY ONLINE

Using [ECU Application Portal](#)

Apply early to avoid disappointment.

PAY FEES

\$100 for each discipline

WAAPA would like to encourage applications from Aboriginal and Torres Strait Islander people. Application fees are waived for Aboriginal and Torres Strait Islander applicants who indicate that on their application.

Please note: You only pay a fee per discipline, not per course. The disciplines are:

- **Acting** (Aboriginal Performance; BA Acting; Dip Acting; Dip Screen Performance)
- **Music Theatre** (BA Music Theatre; Dip Musical Theatre)
- **Performing Arts**
- **Performing Arts Honours**

Please note: No fee if you are a continuing BPA or BA Dance graduate of the proceeding year.

ATTACH

All applicants must attach:

- A photo
- Latest academic transcripts or reports
- Resume or CV of relevant training or performance experience

Please note: School-leavers will not yet have final reports. Use the most recent report (usually mid-year).

Bachelor applicants must also attach:

(Y93 Bachelor of Arts (Acting); G44 Bachelor of Arts (Music Theatre); Y97 Bachelor of Performing Arts).

- 200 word written statement outlining a) why you want to study at WAAPA b) what you hope to do after graduation and c) the most relevant training or experience you have had to date.

Honours applicants must also attach:

(W92 BPA Honours)

- 200 word written statement outlining a) why you want to study at WAAPA b) what you hope to do after graduation and c) the most relevant training or experience you have had to date.
- 300-word outline of the intended independent research topic to be undertaken as part of Honours.

Additional materials will **not** be considered.


```
graph TD; A[AUDITION/INTERVIEW ALLOCATED] --> B[ATTEND AUDITION/INTERVIEW]; B --> C[AUDITION OUTCOMES]; C --> D[OFFERS]; D --> E[RESERVE LIST];
```

AUDITION/ INTERVIEW ALLOCATED

Dates, times and instructions will be sent to the email address you provided on your application.

Audition/interview times can only be allocated after application fees are paid.

Please note: If you have not received an email from us within 15 business days, please check the junk folder in your email browser and contact us straight away via the [online enquiry form](#).

ATTEND AUDITION/ INTERVIEW

You will be advised if your audition/interview is in-person, via video submission or live online in Zoom.

Some courses have more than one round (see the detailed information for each course below).

Please note: The audition is only part of the process, candidates must also meet ECU academic and/or English entry requirements.

AUDITION OUTCOMES

Audition outcomes are provided to you by email, to the address you provided on application, and to ECU's Admissions Office.

- **Successful**

If you are successful at audition, the Admissions Office will then check that your academic qualifications meet ECU requirements.

- **Not Successful**

If you are NOT successful at audition for the course(s) you apply for, you will be advised by email and your application will not progress and no offer will be made.

Please note: Some courses have more than one round. If you are successful in round 1, you will be invited to a round 2 Recall audition and will be advised what to prepare.

If your preferences change once you receive audition outcomes, you should contact ECU and [request to change your preferences](#).

OFFERS

Successful at audition and meet ECU requirements:

If you are successful at audition/interview, **and** meet ECU's academic and/or English entry requirements, and there are places available, then an official offer will be made via email.

Please note: Successful applicants who meet ECU entry requirements will receive notification of their offer from December onwards.

Successful at audition and do not meet ECU requirements:

If you are successful at audition/interview, **but do not meet** ECU's academic and/or English entry requirements, you will not be made an offer and will be advised of the outcome via email.

If your preferences change once you receive audition outcomes, you should contact ECU and [request to change your preferences](#).

RESERVE LIST

In some courses, you may be advised that there is no place for you now, but you have been placed on a reserve list.

This means that your application was not successful, but, if a place becomes available in future, you will be contacted to see if you are still interested in the course and wish to reopen your application.

Please note: If your preferences change once you receive audition outcomes, you should contact ECU and [request to change your preferences](#).



ABORIGINAL PERFORMANCE

10908NAT – CERTIFICATE IV IN ABORIGINAL PERFORMANCE

Course Code C84

Application Closing Date: 27 November 2023

Apply early to avoid disappointment.

Late applications *may* be considered at the panel's discretion. There is no guarantee late applications will be considered.

AUDITION

By Interview

Applicants apply online and then will be scheduled for an in-person, phone or Zoom interview (depending on location).

The interview will be approximately 30 minutes long.

Entry is based on meeting the entry qualifications and being successful at interview.

It is **not** necessary to prepare a performance or monologue. There is no performance component of the interview.

Preparing for the Interview

Prepare for the interview by reading about the course on the WAAPA website: waapa.ecu.edu.au

Interview criteria

At the interview, candidates will be asked to talk about:

- Why you want to study performing arts and Aboriginal Performance in particular? What do you know about the course and why does it appeal to you?
- What you would like to achieve by doing this course, what do you want to do in the future?
- Your hobbies and interests, any previous study experience or previous work experience you have had, or what you do in your community. This doesn't have to be in theatre, it could be in another area like sports or community work.
- Have you worked as part of a team? Tell us about that experience.

All applicants are assessed on the following:

- Communication skills at interview;
- Relevant previous experience, skills or qualifications;
- Readiness for training in the performing arts in this particular course.

AFTER THE AUDITION

Please note: It is not possible to provide individual feedback on auditions.

We endeavor to notify all applicants of the outcome of their audition/interview in December.



ACTING

BACHELOR OF ARTS (ACTING)

Course Code Y93

10995NAT - DIPLOMA OF ACTING

Course Code C85

Application Closing Date: 29 September 2023

Apply early to avoid disappointment.

Late applications *may* be considered at the panel's discretion but are rare in this discipline due to high demand and limited capacity. There is no guarantee late applications will be considered.

Applicants for the Acting discipline will automatically be considered for **both** Bachelor and Diploma courses.

An offer will be made for the most appropriate course once the audition and ECU entry requirements are considered.

For **C84 Certificate IV in Aboriginal Performance** please see C84 audition instructions section (p. 6).

For **C75 Diploma of Screen Performance** please see C75 audition instructions section (p. 18).

WAAPA is considering a future offering – **Advanced Diploma of Performance (Acting)**. For more information visit the WAAPA website or contact t.heath@ecu.edu.au

AUDITION

First Round

Video Submission

All applicants will receive instructions via email about how to submit a video audition via VIMEO or YouTube link.

This video audition should include the following:

- **Brief verbal identification:** Introduce yourself by telling us your name and provide a brief explanation about why you wish to train at WAAPA (1-2 minutes).
- **Perform two monologues:** Select one [monologue](#) from WAAPA's Shakespeare Monologue list, and one from the Contemporary Monologue list to perform in English. You can choose from the lists irrespective of gender. Choose two contrasting pieces to show off your range i.e. a comedy and a drama (2-3 minutes per monologue, max 6 minutes in total).

For additional information on recording your video refer to Appendix 1. Click here for [Video Audition Hints & Tips](#).

Important note:

- YouTube uploads must be set as unlisted.
- Vimeo uploads must be password-protected, refer to **Appendix 1**.

Audition criteria

At the First Round Audition for this course we assess:

- **Preparation and suitability for the course** – lines are accurately learned, the text and given circumstances are understood and evidenced in physical and vocal choices;

- **Vocal capacities** – imaginative vocal range and dynamics in response to the text;
- **Physical capacities** – clear and creative physical choices are made in response to the text;
- **Creativity and imagination** – in the response to the text.

If you are successful at the First Round, you will be invited by phone or email to attend a Second Round Recall Audition. Recall Audition dates will also be published on the WAAPA website: waapa.ecu.edu.au

We aim to process all results as soon as possible, but where application numbers are high, this can take time.

Second Round

Recall Audition (in-person or online via Zoom)

If you are successful in the First Round Video Audition you will be contacted via email/phone and invited to a recall. You will be advised when and where the Recall Audition will be and anything you need to prepare.

Applicants will receive a date, time and venue for a Recall Audition and specific instructions about what to prepare.

It is expected that you will make yourself available at the time allocated.

Recall Auditions will be either:

<p>In person (Melbourne, Sydney, Brisbane or Perth)</p> <p>Refer to page 3 for a full list of locations and dates</p> <p>Duration & Format: Approximately 2 hours, run as a workshop with all auditionees working together.</p>	<p>Applicants in these locations must attend in person. Exceptional circumstances will be taken into account on a case-by-case basis (for example, for medical reasons or COVID-related travel restrictions).</p> <p>If WAAPA is unable to facilitate in-person recalls in any city, e.g. due to COVID, applicants will be advised of conversion to online recalls for the remainder of the process i.e. video audition and/or Zoom interview.</p>
<p>Online (via Zoom)</p> <p>Week commencing 16 November, 2023</p> <p>Duration & Format: A one-to-one session that may involve performing your monologue/s again.</p>	<p>For international applicants, regional applicants or those based in cities where in-person recalls are not offered, and who cannot travel.</p> <p>Applicants who are able to travel to one of the in-person recall locations are encouraged to do so.</p> <p>Contact the ECU Student Hub via the online enquiry form to request an online recall and make sure you reference your name, application number and course code (Y93).</p>

Recall Auditions will be filmed for the purpose of the panel to review your work.

Guidance for in-person Recall Auditions

- Arrive at least 15 minutes before your appointment.
- Wear loose comfortable clothing and footwear that allows for movement (no tight jeans, mini-skirts, or heavy boots).
- Bring a bottle of water.
- Be prepared to perform your two monologues again. This time you will be invited to workshop the monologue with WAAPA staff guiding you.
- Try to relax and enjoy the process, so you can be yourself.

Recall Audition criteria

At Second Round Recall Auditions for this discipline we assess:

- Preparation, approach and readiness for actor training at the level of the course.
- Ability to work in an ensemble.
- Ability to take direction and transform in character.
- Creativity and imagination.

Third Round

Final Interview (Online via Zoom)

If you are successful in the Second Round Recall Audition you will be contacted via email or phone and invited to a Final Interview.

You will be advised when the Final Interview will be and a link will be provided.

- Expect the interview to be 15 minutes however please allow 30 minutes in case of technical difficulty.
- There is no performance to prepare for this interview.
- It is also an opportunity for candidates to ask the panel any questions they may have about the course.





AFTER THE AUDITION

We will aim to advise you of the outcome as soon as possible.

Please note: It is not possible to provide individual feedback on auditions.

As outlined in the Overview of the Application Process at the start of this document:

If you are successful at audition, the Admissions Office will then check that your academic qualifications meet ECU requirements.

If you are successful at audition/interview, **and** meet ECU's academic and/or English entry requirements, and there are places available, then an official offer will be made via email.

If you are successful at audition/interview, **but do not** meet ECU's academic and/or English entry requirements, you will not be made an offer and will be advised of the outcome via email.

If you are NOT successful at audition for the course, you will be advised by email and your application for this course will not progress and no offer will be made.

We endeavour to notify all applicants of the outcome of their audition interview as soon as possible, but there can be delays due to the number of applications being processed.

If you are not successful at audition for your first preference, consider applying for other courses at WAAPA if you have not already done so. Many people interested in the Bachelor of Acting are also well-suited to these courses:

- Diploma of Acting
- Diploma of Screen Performance
- Bachelor of Performing Arts (Performance Making).

You should keep your preferences updated if you wish to change them after receiving audition outcomes. You should contact ECU and **request a change of preferences**.



MUSIC THEATRE

BACHELOR OF ARTS (MUSIC THEATRE)

Course Code **G44**

CUA50220 - DIPLOMA OF MUSIC THEATRE

Course Code **C76**

Application Closing Date: 1 September 2023

Apply early to avoid disappointment.

Late applications *may* be considered at the panel's discretion but are rare in this discipline due to high demand and limited capacity. There is no guarantee late applications will be considered.

Applicants for the Music Theatre discipline will automatically be considered for **both** Bachelor and Diploma courses.

An offer will be made for the most appropriate course once the audition and ECU entry requirements are considered.

AUDITION

First Round

Video Submission

All applicants will receive instructions via email about how to submit a Video Audition via a YouTube link.

This video audition should include the following:

- **Brief verbal identification:** Introduce yourself by telling us your name and provide a brief explanation about why you wish to train at WAAPA (1-2 minutes).
- **Singing (approx. 3 minutes):** Perform two contrasting music theatre songs (e.g. with different tempi, moods and/or style). Both songs must be memorised and performed with a live or pre-recorded accompaniment (no a cappella submissions, please). Keep each song to approximately 90 seconds so that your total video length is within the 3-minute time limit. Any accompaniment must be sourced by the applicant. Listen back to your video before submitting to check that you have a good audio balance between your accompaniment and singing.

- **Acting (2–3 minutes):** Prepare and perform a [monologue](#) selected from WAAPA's Contemporary Monologue list. You can choose from the lists irrespective of gender. Please **do not** select from the Shakespeare list.

For additional information on recording your video refer to Appendix 1. Click here for [Video Audition Hints & Tips](#).

Important note:

- YouTube uploads must be set as unlisted.

Audition criteria

In the First Round Audition for Musical Theatre we assess:

- **Preparation and suitability for the courses** – lines are accurately learned, the text and given circumstances are understood and evidenced in physical and vocal choices;
- **Vocal capacities** – imaginative vocal range and dynamics in response to the songs and text;
- **Singing skills** – technical ability, including breath management, registration, and resonance; musical ability, including musicianship, expression and understanding of style;
- **Physical capacities** – clear and creative physical choices are made in response to the text; and
- **Creativity and imagination** – in the response to the text.

If an applicant is successful in the First Round Video Audition, they will receive notification of invitation to either:

- **Bachelor of Arts (Music Theatre):** attend a recall in person; or
- **Diploma of Musical Theatre:** record and upload a dance recall video.

Recall audition dates will be published on the WAAPA website: waapa.ecu.edu.au

Second Round

Recall Audition (in-person or video)

If you are successful in the First Round Video Audition you will be contacted via email/phone and invited to a recall. You will be advised which course(s) you are being recalled for, when and where the recall will be, and anything you need to prepare.

Recalls for the Bachelor of Arts (Music Theatre) are in-person, unless you cannot travel for an in-person audition, in which case you will be offered an online recall.

Recalls for the Diploma of Musical Theatre are online only, consisting of a dance recall video that must be learnt, recorded and uploaded. This may then be followed by a third-round interview.

G44 Bachelor of Arts (Music Theatre)

Applicants will receive instructions including a date, time, and venue to attend a recall audition and specific instruction about what will be expected. It is expected that you will make yourself available at the time allocated.

Guidance for in-person Recall Auditions

- Arrive warmed up;
- Be 15 minutes early;
- Wear appropriate clothing and footwear for a dance audition; and
- Note that auditions may be recorded for panel review and audition purposes.

C76 Diploma of Musical Theatre

If successful in their first-round video audition, Diploma of Musical Theatre applicants will be contacted and provided with a dance recall video.

Applicants must learn the choreography from the video, rehearse and record themselves performing it.

Applicants must upload their dance recall recording within one week of being sent the choreography video.

Recall Audition criteria

In the dance recall video, we are looking for:

- Technique
- Flexibility
- Movement quality
- Energy and enthusiasm
- Any prior dance training (although not necessary)
- Ability to pick up choreography
- A willingness and openness to 'have a go'.

G44 Bachelor of Arts (Music Theatre)

Recall Auditions will be either:

In person

(Melbourne, Sydney, Brisbane or Perth)

Refer to **page 3** for a full list of locations and dates

Duration & Format:

Allow all day for this recall audition. This recall will include:

- Dance
- Singing
- Acting
- Conversation/discussion

Applicants in these locations must attend in-person.

Exceptional circumstances will be taken into account on a case-by-case basis (for example, for medical reasons or COVID-related travel restrictions).

If WAAPA is unable to facilitate in-person recalls in any city, e.g. due to COVID, applicants will be advised of conversion to online recalls for the remainder of the process; i.e. video audition and/or Zoom interview.

Online

(Dance Video)

Duration & Format:

The dance video will be approximately 1-3 minutes.

You will be notified of a due date by which all dance recall videos must be uploaded.

Following review of your dance video, you may then be invited to a Zoom interview (please see Third Round information).

For international applicants, regional applicants or those based in cities where in-person recalls are not offered, and who cannot travel.

Applicants who are able to travel to one of the in-person recall locations are encouraged to do so.

Contact the ECU Student Hub via the [online enquiry form](#) to request an online recall and make sure you reference your name, application number and course code (G44).

Applicants will receive instructions via email about how to create a dance audition, what to include, and how to upload to YouTube and provide the link to WAAPA.

Recall Auditions will be filmed for the purpose of the panel to review your work.



Third Round

Final Interview (Online via Zoom)

Please note: This round is not applicable for candidates attending in-person recalls.

G44 Bachelor of Arts (Music Theatre)

If you were unable to attend an in-person recall audition for the Bachelor of Arts (Music Theatre) and you supplied a dance recall video, you **may** then be invited to an online interview via Zoom. The interview is the final stage of the recall process.

Applicants will be contacted by phone or email to assign a time slot for their interview.

The interview will last approximately 20–30 minutes and will cover:

- Any questions the panel has about an applicant's past training and experience in relation to the audition;
- Questions the applicant may have about the course;

- The applicant may be asked to perform part of their acting/singing audition again and the panel may redirect them (this may not happen but be prepared).

C76 Diploma of Musical Theatre

After uploading the dance recall video, applicants **may** be invited to an online interview via Zoom. The interview is the final stage of the recall process.

Applicants will be contacted by phone or email to assign a time slot for their interview.

The interview will last approximately 10–15 minutes and will cover:

- Any questions the panel has about an applicant's past training and experience in relation to the audition;
- Questions the applicant may have about the course.

Following this, applicants will be notified of the outcome of the audition process.

AFTER THE AUDITION

We will aim to advise you of the outcome as soon as possible.

Please note: It is not possible to provide individual feedback on auditions.

As outlined in the Overview of the Application Process at the start of this document:

If you are successful at audition, the Admissions Office will then check your academic qualifications meet ECU requirements.

If you are successful at audition/interview, **and** meet ECU's academic and/or English entry requirements, and there are places available, then an official offer will be made via email.

If you are successful at audition/interview, **but do not** meet ECU's academic and/or English entry requirements, you will not be made an offer and will be advised of the outcome via email.

If you are NOT successful at audition for the course, you will be advised by email and your application for this course will not progress and no offer will be made.

We endeavour to notify all applicants of the outcome of their audition interview as soon as possible, but there can be delays due to the number of applications being processed.

If you are not successful at audition for your first preference, consider applying for other courses at WAAPA if you have not already done so.

Many people interested in Music Theatre are also well-suited to WAAPA courses in Music including Contemporary, Classical Voice or Jazz Performance.

Some are well-suited to performance courses including:

- Diploma of Acting
- Diploma of Screen Performance
- Bachelor of Performing Arts (Performance Making).

You should keep your preferences updated if you wish to change them after receiving audition outcomes. You should contact ECU and **request a change of preferences**.



PERFORMING ARTS

BACHELOR OF PERFORMING ARTS (PERFORMANCE MAKING)

Course Code Y97

Application Closing Date: 29 September 2023

Apply early to avoid disappointment.

Late applications *may* be considered at the panel's discretion but are rare in this discipline due to high demand and limited capacity. There is no guarantee late applications will be considered.

For Y97 Bachelor of Performing Arts – Production & Design please see Production & Design instructions.

For W92 Bachelor of Performing Arts Honours see separate section for W92 (p.16).

AUDITION

First Round

Video Submission

All applicants will receive instructions via email about how to submit a video audition via VIMEO or YouTube link.

This video audition should include the following:

- **Brief verbal introduction (maximum 5 minutes):**
 - Introduce yourself by telling us your name, where you are from, and a brief explanation about why you wish to come to study at WAAPA.
 - Tell us about a performance you saw recently that inspired you. This might be something that you have seen live, or online (for example through National Theatre Live, Rising Festival, MTC Digital Theatre, or the Critical Stages Screening Room). Select one aspect of the production that stood out and tell us why it is significant for you. We want to know about the kinds of performances that move you!

- **Perform one monologue:** Select one [monologue](#) from WAAPA's Contemporary Monologue list. Perform in English. You can choose from the lists irrespective of gender.

For additional information on recording your video refer to Appendix 1.

Important note:

- YouTube uploads must be set as unlisted.
- Vimeo uploads must be password-protected, refer to **Appendix 1**.

Audition criteria

At First Round audition for this course we assess:

- **Preparation** – lines are learned, the text and given circumstances are understood and evidenced in physical and vocal choices;
- **Suitability for the course** – the discussion of performance shows insight and ability to engage critically and creatively with performance;
- **Vocal capacity** – articulation, breath control, vocal range and dynamics;
- **Physical capacity** – clear and creative physical choices are made in response to the text;
- **Creativity and imagination** in the performance of the text.

If you are successful at the First Round, you will be invited by phone or email to attend a Second Round Recall Audition. Recall Audition dates will also be published on the WAAPA website: waapa.ecu.edu.au.

We aim to process all results as soon as possible, but where application numbers are high, this can take time.

Second Round

Recall Audition (in-person or online via Zoom)

If you are successful in the First Round Video Audition you will receive by email a date, time and venue for a Recall Audition and specific instructions about what to prepare.

It is expected that you will make yourself available at the time allocated.

Recall Auditions will be filmed for the purpose of the panel to review your work.

Recall Auditions will be either:

In person (Adelaide, Melbourne, Sydney, Brisbane or Perth)

Refer to **page 3** for a full list of locations and dates

Duration & Format:

4 hours, run as a group workshop with all auditionees working together.

Applicants in these locations must attend in-person. Exceptional circumstances will be taken into account on a case-by-case basis (for example, for medical reasons or COVID-related travel restrictions).

If WAAPA is unable to facilitate in-person recalls in any city, e.g. due to COVID, applicants will be advised of conversion to online recalls for the remainder of the process; i.e. video audition and/or Zoom interview.

Online (Via Zoom)

Duration & Format:
A one to one session involves

- Repeating the monologue from the First Round, live in Zoom. You may be redirected by the panel.
- Presentation of a devised performance in response to the task or instructions provided in advance of the audition

Online recalls are offered for international applicants, regional applicants or those based in cities where in-person recalls are not offered, and who cannot travel.

Applicants who are able to travel to one of the in-person recall locations are encouraged to do so.

Contact the ECU Student Hub via the [online enquiry form](#) to request an online recall and make sure you reference your name, application number and course code (Y97).

Guidance for in-person Recall Auditions:

- Arrive at least 15 minutes before your appointment.
- Wear loose comfortable clothing and footwear that allows for movement (no tight jeans, mini-skirts, or heavy boots).
- Bring a bottle of water.
- Try to relax and enjoy the process, so you can be yourself.

Recall Audition criteria

At Second Round Recall audition for this course, we assess:

- Preparation, approach and readiness for training at the level of the course.
- Ability to collaborate effectively either with peers or with teachers/directors.
- Ability to take direction to develop performance.
- Creativity and imagination.
- Acting, voice and body skills.





AFTER THE AUDITION

We will aim to advise you of the outcome as soon as possible.

Please note: It is not possible to provide individual feedback on auditions.

As outlined in the Overview of the Application Process at the start of this document:

If you are successful at audition, the Admissions Office will then check your academic qualifications meet ECU requirements.

If you are successful audition/interview, **and** meet ECU's academic and/or English entry requirements, and there are places available, then an official offer will be made via email.

If you are successful at audition/interview, **but do not** meet ECU's academic and/or English entry requirements, you will not be made an offer and will be advised of the outcome via email.

If you are NOT successful at audition for the course, you will be advised by email and your application for this course will not progress and no offer will be made.

We endeavor to notify all applicants of the outcome of their audition/interview as soon as possible, but there can be delays due to the number of applications being processed.

If you are not successful at audition for your first preference, consider applying for other courses at WAAPA if you have not already done so. Many people interested in the Bachelor of Performing Arts are also well-suited to these courses:

- Diploma of Acting
- Diploma of Screen Performance

You should keep your preferences updated if you wish to change them after receiving audition outcomes. You should contact ECU and **request a change of preferences**.

Reserve List

In some courses, you may be advised that there is no place for you now, but you have been placed on a reserve list.

This means that your application was not successful, but, if a place becomes available in future, you will be contacted to see if you are still interested in the course and wish to re-open your application.



PERFORMING ARTS HONOURS

BACHELOR OF PERFORMING ARTS (HONOURS) Course Code W92

Application Closing Date: 27 November 2023

Apply early to avoid disappointment.

Late applications *may* be accepted at the discretion of the Course Coordinator. There is no guarantee late applications will be considered.

For **Dance Honours, LINK Dance Company**, please see [Dance Audition Guide](#) for audition information.

Applications for BPA Dance Honours (LINK Dance Company) are due **1 September 2023** and require a dance audition.

Applying for the Performance Making stream in the Bachelor of Performing Arts (Honours) is a two-stage process:

- **First Round** – Video Submission
- **Second Round** – Online Interview

Important dates will be published on the WAAPA website: waapa.ecu.edu.au.

AUDITION

First Round

Video Submission

This video should be no longer than 10 minutes and should include:

- **Brief verbal identification** – Introduce yourself by telling us your name, where you live, and a brief explanation about why you wish to study Honours in the Performance Making stream of the Bachelor of BPA Performing Arts.

- **Your thoughts on performance** – We want to know the kinds of performances you like to watch or make and why.

- a) Tell us about work that you have made (professionally or in previous study). If you have footage or photographs, incorporate them into your video presentation. Guide the camera through a design portfolio or use PowerPoint slides under your discussion.

AND/OR

- b) If you don't have previous work to discuss, tell us about a performance you saw recently that inspired or challenged you. You might have seen it live or online, for example through NT Live or a recent theatre festival such as Fringe World or Rising Festival Melbourne. Select one aspect of the production that stood out and tell us why it was significant for you.

- **Don't forget** – Honours applicants must attach a 300-word written project outline to their online ECU application outlining the intended independent research topic to be undertaken as part of their Honours research. The panel will refer to your written project outline as they review your video submission.

Once their full application has been received, applicants will receive instructions via email about how to submit their VIMEO/YouTube link to their ECU application.

Second Round

Online Interview

If applicants are successful at video submission they will be notified by email and invited to attend an online interview to discuss their proposed project further.

The individual will be emailed directly with specific date and time.

Preparing for the interview

The interview is a chance to:

- Elaborate on the proposed research project in more detail;
- Discuss the background of the project and why it is important;
- Discuss how the research might be conducted, e.g. through practical workshops or a playwriting process etc.;
- Respond to questions from the panel;
- Ask the panel questions and hear more about the program.

Audition/Interview criteria

At audition and interview for this course we assess:

- Capacity to undertake a research project.
- Skills and background in performance applicable to fourth year/Honours training in performing arts
- Capacity to work effectively in a group and independently.

The interview is the final stage of the audition process.



AFTER THE AUDITION/INTERVIEW

We will aim to advise you of the outcome as soon as possible.

Please note: It is not possible to provide individual feedback on auditions.

As outlined in the Overview of the Application Process at the start of this document:

If you are successful at interview, the Admissions Office will then check your academic qualifications meet ECU requirements.

If you are NOT successful at audition for the course, you will be advised by email and your application for this course will not progress and no offer will be made.

If you are successful at audition/interview, **and** meet ECU's academic and/or English entry requirements, and there are places available, then an official offer will be made via email.

If you are successful at audition/interview, **but do not** meet ECU's academic and/or English entry requirements, you will not be made an offer and will be advised of the outcome via email.

We endeavor to notify all applicants of the outcome of their audition/interview as soon as possible, but there can be delays due to the number of applications being processed.



DIPLOMA OF SCREEN PERFORMANCE

10875NAT - DIPLOMA OF SCREEN PERFORMANCE
Course Code C75

Application Closing Date: 27 November 2023

Apply early to avoid disappointment.

Late applications will be considered at the Course Coordinator's discretion up until the 11th December 2023. The application portal will remain open after the closing date.

This course is not available to international applicants.

Applicants must be 18 years of age or older by the 30th June in the year of commencement.

Video Audition Submission

Two Scenes

This video should be no longer than 10 minutes and should include:

- **Brief verbal identification** – talk straight to camera (2–3 minutes max.)
 - a) Please say your name, age and where you are from.
 - b) Talk about any relevant prior experience you have had and your aspirations for studying in the Diplomas of Screen Performance at WAAPA and what you want to do after graduation.
- **Two self-test audition scenes** – do not talk straight to camera.
 - Select two different self-test audition scenes chosen from the [Screen Performance Self-Test Scenes](#) list.
 - Choose two scenes that show a contrast in character.

- The list contains scenes for male and female characters. You are welcome to choose from the lists irrespective of gender.
- Do not use any of the pieces from the WAAPA Contemporary or Classical Monologues.



AUDITION VIDEO

We recommend using VIMEO to upload your video to generate the link required for your ECU application.

Refer to **Appendix 1** for VIMEO instructions.

Film the scene following the below guidelines:

- Film two scenes only.
- Send only one (your best) take of each scene.
- Frame the shot in a Medium-Close-Up (MCU) (as per image below).
- The camera height should be just below the head level of the actor.
- If your eyeline is left-to-right (from camera's point of view), then place yourself slightly to the left of centre, or if you're looking right-to-left, then right of centre as below. Please choose one as per below:



Eye line is Left-to-Right
(actor is slightly to the Left of centre)



Eye line is Right-to-Left
(actor is slightly to the Right of centre)

- Have someone read opposite you (but off camera) in a naturalistic manner (have a reader of the appropriate age and gender of your choice).
- Ensure the sound quality is good (no background noise or echo).
- Ensure the lighting quality is good (Indirect natural sunlight is best).
- The background should be simple and non-distracting.
- Avoid distracting attire including stark white, overly bright colours or intricate patterns (as these will distract from your performance).
- Don't imitate the performances of the actors in the original film/s or TV series.
- Ignore the stage directions if you have a different interpretation for the role.
- Change the gender identification of the role if you'd prefer, along with any other relevant adjustments to the dialogue.
- Remember there is no one 'right way' for the scene to go and we want to see your most natural and original take on the character and how the scene plays out.

Audition criteria

For the audition for this course we assess:

- An original interpretation of the scene
- A personal connection with the character
- Dramatic contact with your scene partner
- Authentic behaviour in the text, character and scene.

AFTER THE AUDITION/INTERVIEW

We will aim to advise you of the outcome as soon as possible.

Please note: It is not possible to provide individual feedback on auditions.

As outlined in the Overview of the Application Process at the start of this document:

If you are successful at interview, the Admissions Office will then check your academic qualifications meet ECU requirements.

If you are NOT successful at audition for the course, you will be advised by email and your application for this course will not progress and no offer will be made.

If you are successful at audition/interview, **and** meet ECU's academic and/or English entry requirements, and there are places available, then an official offer will be made via email.

If you are successful at audition/interview, **but do not** meet ECU's academic and/or English entry requirements, you will not be made an offer and will be advised of the outcome via email.

We endeavor to notify all applicants of the outcome of their audition/interview as soon as possible, but there can be delays due to the number of applications being processed.



APPENDIX 1

VIDEO ADVICE – FOR ALL COURSES UPLOADING A VIDEO

Video auditions require you to:

- Create a video according to the requirements of the course you are applying for.
- Upload the video eg to VIMEO to generate a link.
- Follow the instructions emailed to you to lodge your video audition link with ECU online. Please DO NOT email your link to ECU..

Create your video

When recording your video audition, please ensure the following:

- The room you record in is well lit and quiet.
- There is no background noise or echo. There is good sound quality. Place yourself close to the camera microphone or use a remote microphone.
- You are positioned in the frame so that the panel can see your face. (For the Diploma of Screen Performance please see page 20 for framing instructions.)
- Singers for Music Theatre should show three quarters of their body looking off camera to the right or left.
- There is a simple non-distracting background.
- Avoid distracting clothing including stark white, overly bright colours or intricate patterns as these will distract from your performance.

Remember to follow all instructions included in this booklet for your chosen course.

Upload the video to generate a link

We recommend using VIMEO to upload your video to generate a link, to provide to your ECU application as videos can be made private.

If you prefer to use Youtube, you can similarly generate a link and upload it to your ECU application.

But the instructions below only relate to using VIMEO.

The link should be uploaded with your application following the instructions emailed to Applicants.

VIMEO Upload Instructions

Please note: Vimeo Basic vimeo.com/join membership is free, but this means video files must be under 500mb in size and standard definition bit rate must be 2000-5000 kbps and it is limited to 10 uploads every 24 hours.

To compress your MP4 files for easy upload to Vimeo you can use Handbrake (a free download for Mac or PC) from handbrake.fr and instructions for Vimeo application from <https://help.vimeo.com/hc/en-us/articles/12426180666641-How-to-use-HandBrake>

APPENDIX 1 CONT.

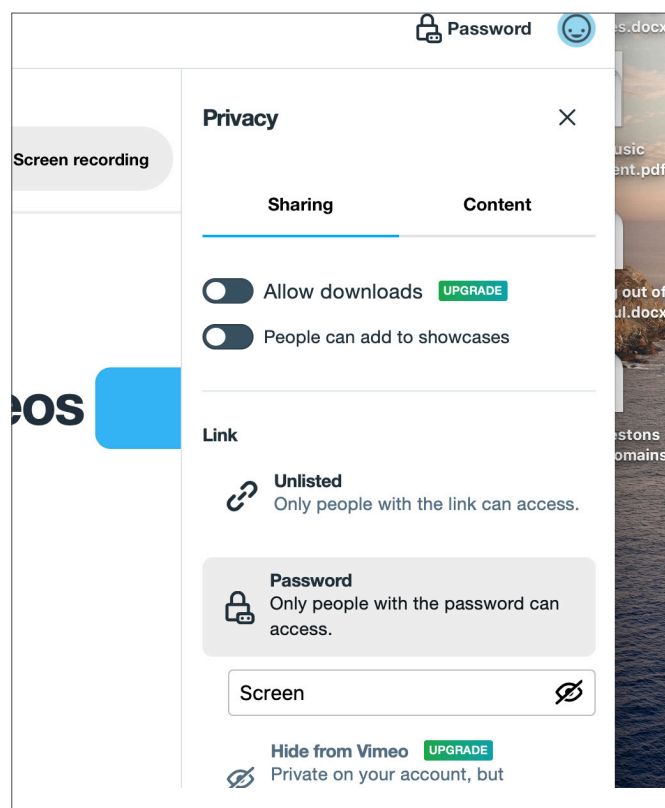
Change privacy settings

Before you begin uploading, please change the Privacy setting in Vimeo from *Anyone* to *Password only*.

Add this Password: **WAAPA** (all upper case)

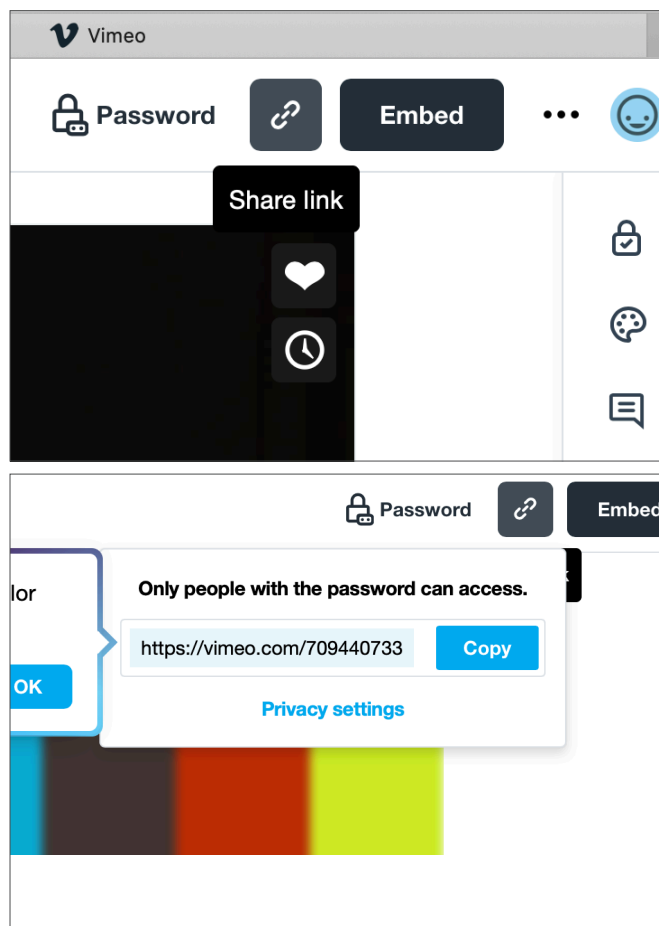
Then click on *Confirm*.

See below screen shot to illustrate how to change your privacy setting.



Copy the link

It is recommended to click on the link symbol and copy the link into an email and then email the link to yourself as backup.



Add the link to your application

Next log out of Vimeo, check the email link is working with the password you set.

APPENDIX 1 CONT.

FOR THE FREE VIMEO ACCOUNT

Please make sure you change privacy to '**Unlisted**' so only the people with the link can access (as below).

And where the Video can be embedded? Change this to '**Nowhere**'.

(otherwise you can upgrade to a basic account for the Privacy / Password option.

UploadVideo makerLive eventScreen recording

Drag and drop videos to upload

Or choose files

Library

[Video Guidelines](#), [Compression Guidelines](#), and [Help Center](#).

Drive

Box

Zoom

Webex

SharingContent

Allow downloadsUPGRADE

People can add to showcases

Link

UnlistedOnly people with the link can access.

PasswordUPGRADEOnly people with the password can access.

Hide from VimeoUPGRADEPrivate on your account, but embeddable anywhere.

PrivateOnly you and people on your account can access.

PublicAnyone on the internet can see.

Embed

Where can the video be embedded?

Nowhere

Contact

Edith Cowan University
2 Bradford Street, Mount Lawley 6057








Domestic student enquiries

Future Students

International student enquiries

International Students

Find us at

-  waapa.ecu
-  ECUjourney
-  edithcowanuni
-  edithcowanuniversity
-  school/edith-cowan-university
-  edithcowanuniversity
-  waapa.ecu

All photos by Stephen Heath Photography

Every effort has been made to ensure that the information in this publication is correct at the time of production. The information is subject to change from time to time and the University requests the right to add, vary or discontinue courses and impose limitations on enrolment in any course. The publication constitutes an expression of interest and is not to be taken as a firm offer or understanding. This publication is intended for Australian citizens and permanent residents only. Some information contained in this publication may not be applicable to international students.

CRICOS Provider No. 00279B | RTO Code 4756
TEQSA ID PRV12160, Australian University
WAAPA Marketing_05/23